

FAMILY LIVING
EVOLVED.





YOUR NEW LIVING SPACE

Transform your conservatory in to an all year round living space.

A Super Tiled Roof will effectively increase the versatility of your conservatory. Many customers choose to remodel their conservatory internally when they have a solid roof installed, to give the feel of a true lounge. Furniture that you would never have dreamed of putting in your conservatory before can now be positioned with peace of mind that you will not be sitting in the cold.

We will also install, if specified, a 350mm lighting pelmet around the internal ring beam, dimmable down lighting or even surround- sound speakers for your audio system to connect to.

The transformation you will benefit from is astounding. Not only will you greatly reduce the energy costs of retaining a moderated living temperature in your conservatory, but you will also have more occasions for spending time in your new improved living space.



WHY SOLID?

1. Will retain warmth in the winter months
2. Will keep your conservatory incredibly cool on hot days, even in direct sunlight
3. Will eliminate any issues experienced with lightweight polycarbonate roofs
4. Will eliminate noise from rain, wind and wildlife
5. Will provide you with a safe and cosy space for use 365 days per year





BEAUTIFUL INTERIORS

For many homeowners, the internal aspect is the part of the Super Solid roof is what they look forward to most. The look and feel of a vaulted and plaster-finished ceiling, with recessed LED spotlights, will be what makes your transformation complete.





ELEGANT EXTERIORS

Whether converting an existing conservatory, or creating a brand new extension, the Super Solid roof has a whole host of options.

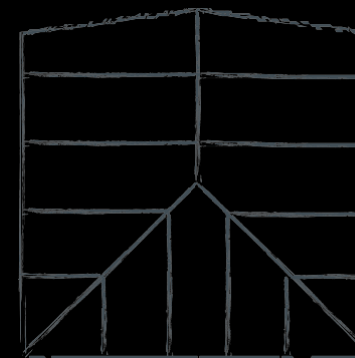
From matching soffit and fascia systems, to colour matched tiles and LED downlights, you can really make a statement of your conservatory.



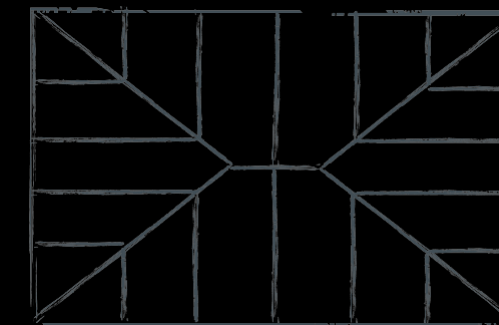
INSIST ON THE BEST

With the solid tiled roofing systems unique design features, all configurations of roof can be achieved. You will be delighted at just how much the roof transforms your cold and tired conservatory into a warm a cosy living space.

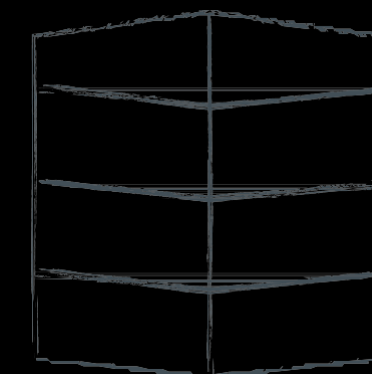
CONFIGURATIONS



EDWARDIAN



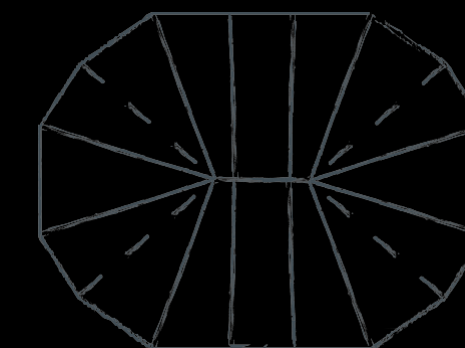
DOUBLE HIPPED EDWARDIAN



GABLE-END



VICTORIAN



DOUBLE HIPPED VICTORIAN



LEAN-TO

FINISHING TOUCHES

Whether you are converting an existing conservatory or building a brand new extension, we have a whole host of options to truly personalise your new space.




TILE OPTIONS

SHINGLE



AMETHYST



CHARCOAL



OAK



SUNSHINE



SLATE



TITANIUM GREY



BRAMBLE BROWN




RUSTIC BROWN




RUSTIC TERRACOTTA



RAVEN



SMOKED OAK



RUSTIC RED



RUSTIC BROWN



LET THERE BE LIGHT

Choose roof lights to maximise the amount of natural light in a room. The sash can be rotated through 180 ° and locked, allowing easy and safe cleaning.

Or why not choose lantern? Our SOLapex range can be combined with a solid roof for an orangery style focal point.



BEST OF BOTH

SOLsirius combines a solid roof with full height glazed panels, for a truly stunning combination.

Get the natural light of a glazed roof, but with all the thermal benefits of a solid roof.

03335777860

sales@superglazing.co.uk

[|www.superglazing.co.uk](http://www.superglazing.co.uk)

